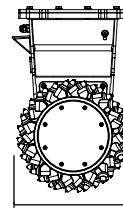
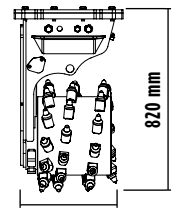


MB-R500



500 mm



500 mm



820 mm

ACCESSORIES

- CUTTER BODY ROTATION KIT
(SECONDARY ROTATIONAL CIRCUIT REQUIRED)
- CUTTING DEPTH ADJUSTMENT KIT
- ROCK AND ASPHALT PICK KITS
- FIXED COUPLING
- POWER TRANSMISSION KIT
- DUST SUPPRESSION KIT
- DRUM COVER KIT
- HIGH OIL TEMPERATURE REDUCING DEVICE
- LOW SET DRUM KIT
- FULL SET DRUM KIT
- WARRANTY EXTENSION GOLD 24
- SUGGESTED SPARE PARTS KIT



SPECIFICATIONS

EQUIPMENT	  $\geq 3,5 \leq 11$ Ton
RECOMMENDED OIL FLOW (MIN)	60-120 l/min.
INLET MAXIMUM PRESSURE	> 200 bar
DRAIN-OUT MAXIMUM PRESSURE	< 4 bar
OUTPUT TORQUE	5000 Nm
PICK FORCE	19600 N
WEIGHT	0,3 Ton
SPEED/MIN.	80/120 min/max

AREAS OF APPLICATION



TUNNELS

UTILITY
WORKURBAN
JOB SITES

ROAD WORKS

PROFILING
OF ROCKS AND
CONCRETE WALLS

DEMOLITION

EXCAVATION
AND CREATION
OF FOUNDATIONSAGRICULTURAL
AND FOREST
AREAS

The data provided above is not binding, as the manufacturer reserves itself the right to make improvements to its products at any time and with no advance notice. References to excavator weights are approximate and many may be subject to changes.